

We are excited to announce that Swan Christian College is launching ParentOrbit App, a new mobile app for parents which allows them to interact with the College such as submit absences, view calendars, update personal information and much more. The ParentOrbit App is another way for parents to access Parent Lounge.

The Parent Orbit App is now live and ready for you to download and use!


How to download and start using the TASS ParentOrbit App

Overview

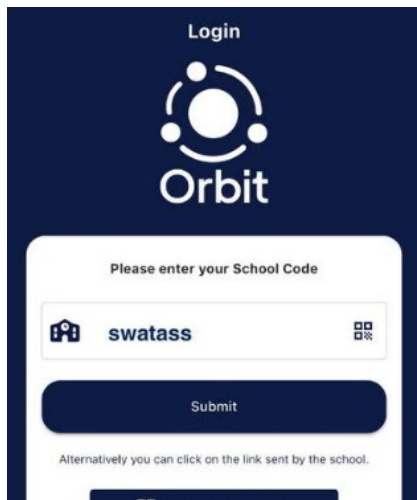
The TASS ParentOrbit app is a mobile-friendly way of interacting with the College. It can be used to perform actions like submit absences, view Swan Christian College's calendars, update personal information, and much more. This procedure below outlines how to access the app.

Steps to download and login

1. The app is called ParentOrbit and can be found on both the Google Play Store and Apple App Store on your phone. Or use the QR code below to download the app:

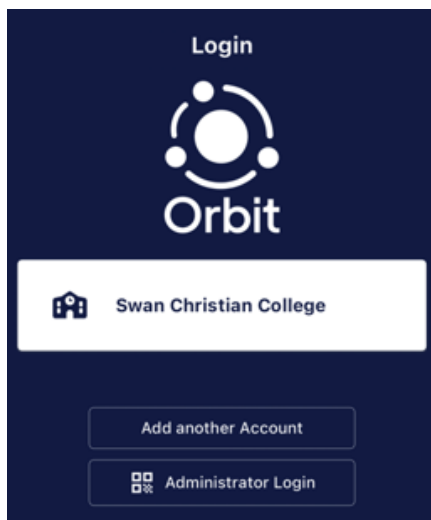


2. Once installed, enter the school code **swatass** to get started.



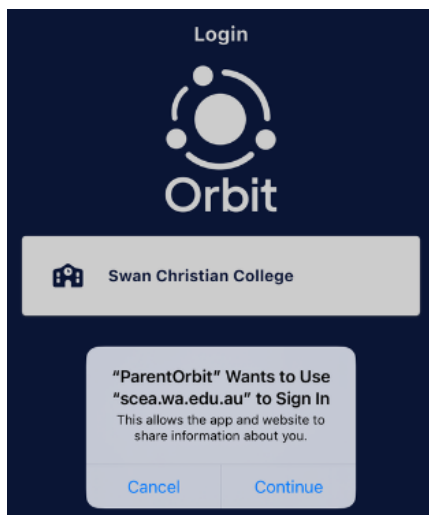
The image shows the Orbit Login interface. At the top, it says "Login" above the Orbit logo. Below the logo, a white box contains the text "Please enter your School Code". Inside this box is a text input field with a house icon on the left and a QR code icon on the right, containing the text "swatass". Below the input field is a dark blue "Submit" button. At the bottom of the white box, it says "Alternatively you can click on the link sent by the school." with a partially visible link below it.

3. When you see the login screen as pictured below, click on **Swan Christian College**.



The image shows the Orbit Login interface after selecting a school. It features the "Login" header and Orbit logo. Below the logo, a white box displays a house icon and the text "Swan Christian College". Below this box are two buttons: "Add another Account" and "Administrator Login" (which includes a QR code icon).

4. You will see a message that says "ParentOrbit wants to use scea.wa.edu.au to sign in." Click on **Continue**.



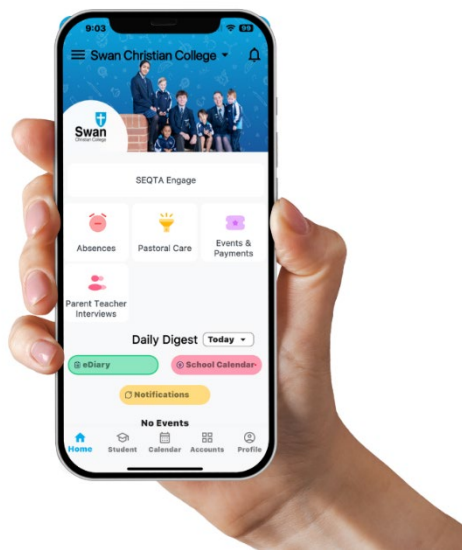
5. You will now see a sign-in page. Please type in your full parent username and password (this is the same as your current Parent Lounge log in details).

The image shows the sign-in page for Swan Christian College. At the top is the college's logo, which is a blue shield with a white cross. Below the logo, the text 'Swan Christian College' is displayed in a large, bold, black font. Underneath this, in a smaller font, is 'Swan Christian College'. Below that are two input fields: the first is labeled '* Username' and the second is labeled '* Password'. Both fields have a light blue border. Below the input fields are two buttons: a blue 'Login' button and a grey 'Cancel' button.

6. Click "Allow" at the next screen.

The image shows the app permissions screen for Swan Christian College. At the top, the text 'Swan Christian College' is displayed. Below it, the text 'This app is requesting access to the following information:' is shown. Underneath this text is a list of permissions, each with a plus sign to its right: 'Attendance', 'Calendar and Daily Notices', 'Parent Details', 'Parent Notifications', 'Parent Teacher Interviews', 'Pastoral Care', 'Student Details', and 'Student Timetable Details'. At the bottom of the screen is a blue button labeled 'Allow'.

7. Congratulations! You are now set up and ready to go with the ParentOrbit App!



What if I don't know my parent username and password?

If you don't know your parent username and password, you can reset your password on Parent Lounge. Please note that this is not possible in the app. Please head over to <https://www.swan.wa.edu.au/resources/parent-lounge/> to find out how.

Further questions

We have attached a **ParentOrbit App - How To Guide flyer** for your review. If you have any problems, please ask College Reception or Student Services.

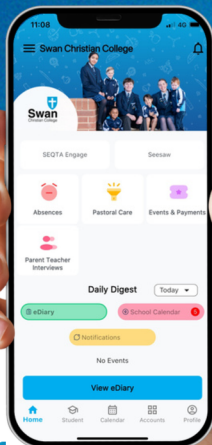
Kind regards

The Swan Christian College Team

Everything you need all in one place.

Download the **ParentOrbit** App now!

We are excited to announce that Swan Christian College is launching ParentOrbit, a new mobile app for parents which allows them to interact with the College such as submit absences, view calendars, update personal information and much more.



**Scan this QR code or Search
ParentOrbit on the App Store**

Once installed, follow the prompts to enter the school code of **swatass** to get started.

How to guide:

1 Download the ParentOrbit App

The app is called **ParentOrbit** and can be found on both the Google Play Store and Apple App Store.

Or use the QR code on the right to download the app.




2 Once installed, enter the school code

Enter the school code of **swatass** to get started.



3 Click on "Swan Christian College"

When you see the login screen as pictured on the right, click on **Swan Christian College**.



4 Click on "Continue" at the next screen

When you see a message that says "ParentOrbit wants to use sceca.wa.edu.au to sign in", click on **Continue**.



5 Type in your full parent username and password

You will now see a sign-in page. Please type in your full parent **username** and **password** (this is the same as your Parent Lounge login details).

Click "Allow" at the next screen.

If you have any issues please ask College Reception or Student Services.

